



SOLA light engine®

Solid-State White Light Excitation Subsystems



lumencor®

SOLA light engines PRODUCT MATRIX	SOLA SM	SOLA SM 365	SOLA SE	SOLA SE 365	SOLA SE V-nIR	SOLA SE U-nIR
Manual Control	✓	✓	✓	✓	✓	✓
Electronic Control			✓	✓	✓	✓
365 nm Ultraviolet Source		✓		✓		✓
395 nm Violet Source	✓		✓		✓	
735 nm near-IR source					✓	✓
4 Visible Sources 420–680 nm	✓	✓	✓	✓	✓	✓



Power and Control

21st Century Illumination for 21st Century Microscopy

Lumencor's SOLA light engines are the market leaders in modern solid-state illumination for microscopy and other life science applications. Why tolerate the limitations of an archaic arc lamp in your microscope when such a reliable and technically superior replacement is within easy reach?

Generating bright, stable and dependable white light output while requiring no routine maintenance and no consumables, SOLA Light Engines have rapidly displaced mercury arc lamps. Lumencor has further improved the SOLA light engine product line with the addition of near infrared (nIR) output in the ~735nm spectral region. The NEW SOLA SE nIR light engines retain all the bright visible-range output customers have come to associate with the SOLA brand. The extended near infrared (nIR) output provides additional utility for excitation of fluorophores such as Cy7 and ICG, and for other applications that benefit from the enhanced tissue penetration of nIR light. Practically useful levels of nIR output have never been obtainable from mercury lamps.

SOLA SM light engines are easy to operate. Warmup is essentially instantaneous, with stabilized output achieved

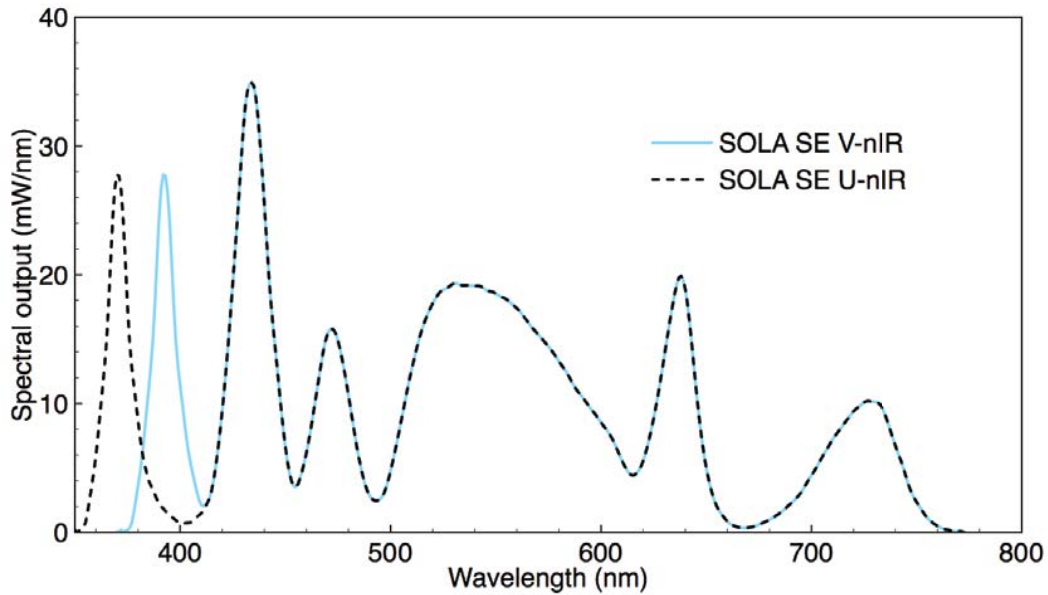
within 1 second at the flip of a switch or the tap of a foot pedal. So the light output can be turned on only when you need it for data acquisition. The hours of unproductive idle time required to maintain arc lamp output stability are eliminated.

SOLA SE light engines provide all the features and benefits of SOLA SM models with added capabilities for electronic control of both light output on/off status and intensity. The user interfaces for these controls are an optional control pod accessory or one of several supporting software packages on a USB-connected computer. The capability for electronic attenuation of the light output is particularly valuable for applications involving photosensitive live specimens. SOLA light engines contain no parts requiring replacement or alignment, need no routine maintenance and have a working lifetime that far exceeds that of any lamp. All SOLA light engines are mercury-free and RoHS compliant.

For more information on the SOLA light engines please contact us at Lumencor, Inc. at info@lumencor.com.

SOLA light engine®

>3.5 Watts of Bright Visible, White Light



Features and Operating Characteristics:

Features	Details
Sources	5 or 6 solid-state sources operating simultaneously to produce white light
Wavelengths	380–680 nm with ultraviolet and near-IR options
Output Power	3.5-4 W white light output at 3 mm diameter liquid light guide (LLG)
Light Output	Built-in output adapter for 3 mm diameter LLG with safety interlock
Light Delivery	LLG output connects to microscope via Lumencor collimator
Manual Control	Light output switch (front panel) and plug for foot pedal (rear panel)
Electronic Control	Light output on/off and graduated intensity control via light engine control pod or USB-connected computer. TTL triggered on/off switching
Power Requirements	120 W, 24 VDC, 5 A. Power supply and cord included with all orders
Warranty	18 months (SOLA SM models) or 36 months (SOLA SE models)
Dimensions (W x L x H)	12.5 cm x 26.3 cm x 16.3 cm
Weight	3.6 kg

[1] Control pod connects to light engine USB port and controls source selection, light output on/off and intensity settings.